




1. Visit our website at *highlandbanks.com* and log into Personal Internet Banking.



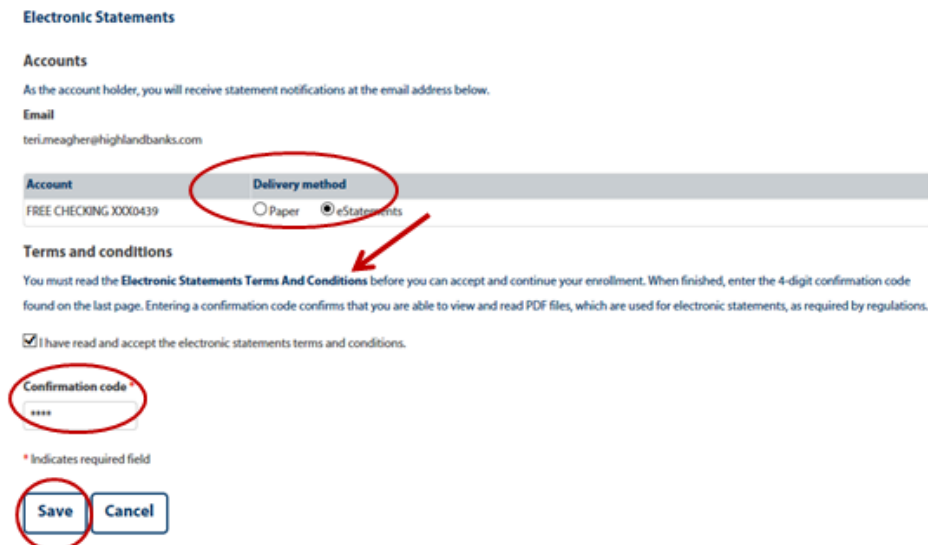
2. Select "Profile"



3. Go to "Electronic Statements", Click on "Edit".




4. Select account(s) you wish to enroll, Click on Electronic Statement Disclosure link, agree to the Terms and Conditions, and enter the confirmation code shown at the bottom of the Electronic Statement Disclosure and Click on "Save".



5. Enrollment successful! You are now enrolled in eStatements.

### Electronic Statements

 Your electronic statement enrollment was successfully updated.

6. You will begin receiving monthly email notifications from "Statements, Highland Bank" the following business day after statements have been issued. Once you opt-in to receive eStatements, you will begin receiving electronic statements and notices such as; Overdraft, Stop Pay, Return, etc.

**Note:** You are required to log into Personal Internet Banking *highlandbanks.com* to view your statement(s).

If you have any questions about your statement, call our customer service department at 952-858-4888 or 1-877-457-1305. You may also select the secure "Contact Us" form within your Internet Banking session.

Statements will be available online for 18 months.

Thank you for choosing Highland Bank as your financial partner.