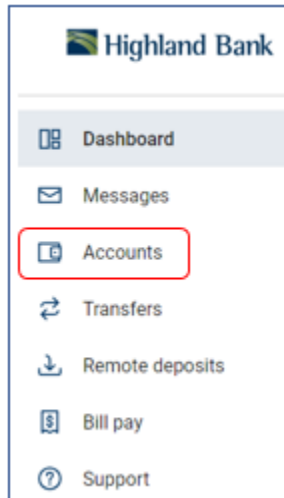


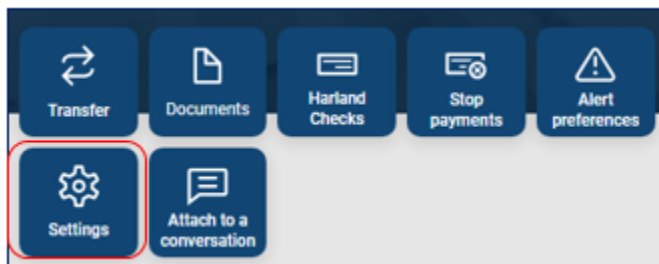
eDocument Enrollment – Retail Digital Banking

Log into Digital Banking

From the Dashboard, select **Accounts**.



From the account screen, select **Settings**.



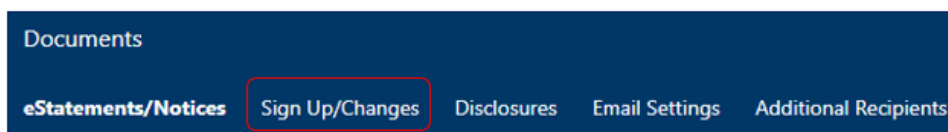
Scroll down to the **Documents** section.



Select **Advanced Settings**

Document options will appear.

Select **Sign Up/Changes**.



eDocument Enrollment – Retail Digital Banking

All available accounts will be listed and available to be enrolled or unenrolled into e-statements.

Documents

eStatements/Notices

Sign Up/Changes

Disclosures

Email Settings

Additional Recipients

Instructions: Below is a list of accounts and document types that are available for enrollment in electronic delivery. You may place a check next to any document you wish to enroll or place a check next to any account(s) in which you wish to enroll all documents. If you uncheck any document or account, you will be unenrolled in electronic delivery for those applicable documents and/or accounts. No selections will be saved until you select the "Save Settings" button.

☒ Enroll All Available Accounts and Document Types Shown

Enroll Accounts

> ☒ SAV

> ☒ JOINT CHECKING